



Weekly Home Learning

Year group	1	Week number	11	Date	22/06/2020
------------	---	-------------	----	------	------------

Hello lovely Year 1 children and parents. I hope you are all well and keeping safe in these difficult times. To support children at home we have changed the layout of the Home Learning Packs. The idea is to support children to complete a Maths, Reading and English every day. There will also be R.E. and additional project work over the week. If you need any help to access these or any queries my work email is Year1@st-philips.sandwell.sch.uk

Priority for Year 1 is that they enjoy the lessons. Reading phonics is the priority which we really support them as they enter Year 2 in September.

I have missed my lovely class so much!!!

Mrs Evans

WEEKLY PHONICS/ SPELLING	PHONICS AND SPELLING	PHONICS AND SPELLING COMBINED IN THE LESSON. CHILDREN TO LEARN THE NEW SOUND AND LEARN THE SPELLINGS WITH THE NEW SOUNDS.
<p>Each child will be at a different stage so if you click the link below you will see lots of video clips for Set 1, Set 2 and Set 3 sounds. Most children were on Set 3 sounds. Please revise Set 2 sounds to ensure they are confident. Then address Set 3 sounds. This will really contribute to their fluency in reading. There are various links in https://www.ruthmiskin.com/en/find-out-more/help-during-school-closure/. I have selected the best for Year 1 with the links below. RML are setting 7 free online phonics, reading and spelling lessons per day on their YouTube channel. Please look first and begin with these set out below.</p>		
Monday to Friday	Please take part in direct reading for at least 15 minutes per day.	<p>https://www.youtube.com/channel/UCo7fbLgY2oA_cFCI9GdxtQ</p> <p>Revise Set 2 Sounds and Set 3 Sounds. This can be daily revision for sounds as a starter.</p> <p>Children are at different stages so if you feel they are not confident with the Set 3 sounds revise the Set 2 first.</p>
Monday	ur sound	<p>Parents to support children by following instructions below. Once children have gone through the sound and matched it correctly they are ready for their spelling. They will need lined paper and a pencil. Remember you lovely letter-join and begin to record. Once completed they can record each new spelling in an independently or a parent can read out a sentence with one of the new spellings in each time. Practise makes perfect is what we say in Year 1.</p> <p>BBC bitesize do fabulous daily lessons to support the learning of a sound and then extending these to the spelling of words with the new sounds.</p> <p>Click on the link and listen to the sound. The children then need to match the sound with the word. They will then need a sheet of paper to write the letter-join spelling down to practise. At the end you can say a sentence out loud. Use the one below if it helps for them to write. Or confident children can write a sentence for each word making the sound as they record. Letter-join practise too thinking about their presentation.</p>











		<p>https://www.bbc.co.uk/bitesize/topics/zvq9bdm/articles/zrqtp3 ur sound spelling words</p> <p>ur sound spelling words – ur - sound. ur/ Spelling practise write and cover and write again.</p> <p>Church/turnip/burn/fur/curl</p> <p>Extension to record a sentence for each word. E.g. I like to go to church.</p>
Tuesday	Ow sound spelling	<p>https://www.bbc.co.uk/bitesize/topics/zvq9bdm/articles/zrqtp3 ow sound spelling words – ow sound</p> <p>Spelling practise write and cover and write again.</p> <p>cow/mow/how/now Find two more words from the bitesize list of ow words when you click the link. Extension to record a sentence for each word. E.g. I can see the cow.</p>
Wednesday	oi sound	<p>https://www.bbc.co.uk/bitesize/topics/zvq9bdm/articles/zrqtp3 oi sound spelling words – oi sound.</p> <p>Spelling practise write and cover and write again. Record a dictated sentence.</p> <p>join/coin/loin Find 3 more OI words from the bitesize to spell. Extension to record a sentence for each word. E.g. I want to join the class.</p>
Thursday	ear sound spelling	<p>https://www.bbc.co.uk/bitesize/topics/zvq9bdm/articles/zrqtp3 Spelling practise write and cover and write again. Record a dictated sentence. ear spelling words – ear sound</p>



		<p>Spelling practise write and cover and write again. Record a dictated sentence.</p> <p>Bear/tear/dear /clear Find four more words from the bitesize (ear).</p> <p>Extension to record a sentence for each word. E.g. I love to see the bear.</p>
Friday	air sound	<p>https://www.bbc.co.uk/bitesize/topics/zvq9bdm/articles/zrqtqp3 air sound spelling words – air Spelling practise write and cover and write again. Record a dictated sentence.</p> <p>Chair/fair/pair/ Use words from the bitesize air lesson.</p> <p>Extension to record a sentence for each word. E.g. I have made a pair.</p>

STORY LISTENING AND COMPREHENSION	Task	Oak National Academy Year 1 learning really supports children in daily English lessons. Additional study of phonics and spellings to begin before comprehension skills.
Monday		<p>https://classroom.thenational.academy/subjects-by-year/year-1/subjects/english</p> <p>KATE IN LONDON Listen carefully to the story and answer questions.</p>
Tuesday	LO: To re-tell a story from memory	<p>https://classroom.thenational.academy/lessons/to-commit-a-story-to-memory To begin to re-tell the story through a picture scene and sharing the story out loud.</p>
Thursday	LO: To use capital letters for proper nouns.	<p>https://classroom.thenational.academy/lessons/to-use-capital-letters-for-proper-nouns Look for the capital letters and full stops and answer the questions together.</p>
Friday	LO: To begin a story.	<p>https://classroom.thenational.academy/lessons/to-begin-to-write-our-story</p>

		<p>Use your picture clues to help re-tell the story. Able to record the sentences and read this out loud. Check that your sentences make sense.</p>									
<p>Fun with numbers.</p> <p>Make as many number sentences that you can. Extend to numbers up to 10.</p>	<p>Practical Maths</p> 	<p>Paper Plate Addition-</p> <p>Split the plate into 3 - you can use this for addition/subtraction. You can use buttons, sweets, pasta, lego, bricks - whatever you have to hand. Encourage your child to write the number sentences to go with their addition plates e.g.</p> <p>$3+2=5$ or $2+3=5$</p>									
<p>Revise number bonds.</p> <p>Able to extend to 20.</p>	 <p> $1 + 9 = 10$ $6 + 4 = 10$ $2 + 8 = 10$ $7 + 3 = 10$ $3 + 7 = 10$ $8 + 2 = 10$ $4 + 6 = 10$ $9 + 1 = 10$ $5 + 5 = 10$ $10 + 0 = 10$ </p>	<p>Number Bonds to 10...</p> <p>A really good trick for number bonds to 10 facts - draw around your hand/your child draws around their hand and cut them out. Move the fingers up/down to make the different number bond facts. You can always fill up a pair of gloves with sand/flour/cous-cous/rice if you have any of these items to make some real life hands to use!</p> 									
<p>Maths</p>	<p>MENTAL MATHS CHALLENGE WEEK.</p> <p>After speaking to parents this has been a request. Click on the link that takes you straight in.</p> <p>https://www.topmarks.co.uk/maths-games/daily10</p> <table border="1" data-bbox="453 1509 1059 1778"> <tr> <td>Level 2 ▾</td> <td>Addition ▾</td> <td>Choose ▾</td> </tr> <tr> <td colspan="2" rowspan="4">  </td> <td>Up to 25</td> </tr> <tr> <td>Up to 100 – Ten More</td> </tr> <tr> <td>Three One-Digit Numbers</td> </tr> <tr> <td>Two-Digit Numbers</td> </tr> </table>		Level 2 ▾	Addition ▾	Choose ▾			Up to 25	Up to 100 – Ten More	Three One-Digit Numbers	Two-Digit Numbers
Level 2 ▾	Addition ▾	Choose ▾									
		Up to 25									
		Up to 100 – Ten More									
		Three One-Digit Numbers									
		Two-Digit Numbers									
<p>Monday</p>	<p>Lesson 1 – Click link Level 2 ADDITION</p>	<p>https://www.topmarks.co.uk/maths-games/daily10 Addition Level 2. If you find this difficult go back to level 1 Up to 25.</p>									

Tuesday	Lesson 1 – Click link Level 2 ADDITION	https://www.topmarks.co.uk/maths-games/daily10 Addition Level 2. If you find this difficult go back to level 1 Up to 100
Thursday	Lesson 1 – Click link Level 2 ADDITION	https://www.topmarks.co.uk/maths-games/daily10 . Addition Level 2. If you find this difficult go back to level 1 Three 1 digit numbers
Friday	Lesson 1 – Click link Level 2 ADDITION	https://www.topmarks.co.uk/maths-games/daily10 Addition Level 2. If you find this difficult go back to level 1 Two digit numbers
ART		<p>Two week project.</p> <p>Collect bits from the garden and house. Please takes pictures and email to me. I would love to see them.</p> <p>Year1@st-philips.sandwell.sch.uk</p> <div data-bbox="646 1052 1468 1758" style="background-color: #90EE90; padding: 10px;"> <p> Art</p> <p>Complete a piece of outdoor/ transient art work. Go for a walk and collect materials to create a piece of art work. You could also use some objects/ materials that you can find at home too. Below are some examples to help you, but I am looking for the most creative ideas you can think of. Please do send them to me via email, I can't wait to see what you create.</p>  </div>

R.E.	Tasks	Guidance
Sharing a collective worship. B TALES		

God loves everybody.

Talking about how we need LOVE/PATIENCE/KINDNESS

Sit in a quiet place with your family. Set the scene.



<https://www.youtube.com/watch?v=S7egQpfR6Co>

Sharing the song Blinded By Your Grace. Listen to the words carefully.

Lord you fix me.

I am blinded by your grace.

How does God give you the strength you need?


PENTECOST

VOCABULARY

Pentecost, promise, Holy Spirit, God, Trinity, Jesus, disciples.

Record your own prayer of reflection.

This is your day, Lord,
and through its joys,
struggles and issues
we shall endeavour
to be your servants,
and whatever we do
or say, be informed
by the love you show
and the grace we know
daily in our walk of faith.



Share this prayer with your family.

Choose your favourite song to listen to and share open prayer.

I promise to.....

I ask Jesus to

You might wish to write your own personal prayer.

I have chosen Here I am to worship

https://www.youtube.com/results?search_query=here+i+am+to+worship+kids&sp=eAE%253D



Project work

Well being

Thinking Time

Good Things

Write or draw the things that are good in your life.



Think about all the things you are good !

Writing Picture Prompts.

What do you see?
Hear?
Touch?
Smell?
Feel?



Other activities that you could try:	Activity	Guidance/Link
	PHONICS	www.phoinicplay
	Top marks	https://www.topmarks.co.uk/maths-games/daily10



	Collective Worship – One life Music	http://www.onelifemusic.co.uk/
	Time to share collective worship with your family.	https://www.youtube.com/watch?v=S7egQpfR6Co
	P.E with Joe Wicks	https://www.youtube.com/user/thebodycoach1
	ALL LESSON YEAR 1	https://www.bbc.co.uk/bitesize/dailylessons