



## Weekly Home Learning

Year group	Nursery	Week number	12	Date	29/06/2020
------------	---------	-------------	----	------	------------

Hello Everyone... Mrs. Hill here again!

I hope you are all safe and well. Welcome to this week's Home Learning Project for Nursery.

Most of the activities are for all nursery children, but the phonics activities are just for the children who will be moving on Reception class in September, Nursery 1 children will be doing phonics next summer!

\*This week I have been watching the wildlife in my garden. I have taken photographs and filmed the action... see these below in the **Understanding the World** section of the plan.

**If you have any questions or would like to send some work/photos of what you have been doing together, please get in touch using the email address below.**

[nursery@st-philips.sandwell.sch.uk](mailto:nursery@st-philips.sandwell.sch.uk)

### Literacy

Focus	Task	Guidance
Monday	<b>Nursery 2 Children Only</b> Phonics Lesson 18: h Letter Formation: h	Watch the video <a href="#">Phonics Lesson 18: h</a> and <a href="#">Letter Formation: h</a> on the Nursery Blog. Practise writing <b>h</b> using the correct formation – saying the rhyme. Watch <a href="#">Alphablocks Magic Words: h</a> .
	<b>All Children</b> The Three Little Pigs	Watch Mrs Hill reading the story of <a href="#">‘The Three Little Pigs’</a> on the Nursery Blog. Do you remember the story? Join in with familiar phrases e.g. “I’ll huff and I’ll puff and I’ll blow your house down!” etc.
Tuesday	<b>Nursery 2 Children Only</b> Phonics Lesson 19: r Letter Formation: r	Watch the video <a href="#">Phonics Lesson 19: r</a> and <a href="#">Letter Formation: r</a> on the Nursery Blog. Practise writing <b>r</b> using the correct formation – saying the rhyme. Watch <a href="#">Alphablocks Magic Words: r</a> .
	<b>All Children</b> We’re Going on a Bear Hunt	Watch the author Michael Rosen tell his story in this new video <a href="#">“We’re Going on a Bear Hunt”</a>
Wednesday	<b>Nursery 2 Children Only</b> Phonics Lesson 20: j Letter Formation: j	Watch the video <a href="#">Phonics Lesson 20: j</a> and <a href="#">Letter Formation: j</a> on the Nursery Blog. Practise writing <b>j</b> using the correct formation – saying the rhyme. Watch <a href="#">Alphablocks Magic Words: j</a> .



	<b>All Children</b> The Three Little Wolves and the Big Bad Pig	Listen to Mrs Hill read the story of <a href="#">‘The Three Little Wolves and the Big Bad Pig’</a> based on the story of ‘The Three Little Pigs’. Talk about similarities and differences between the two stories.
Thursday	<b>Nursery 2 Children Only</b> Phonics Lesson 21: v Letter Formation: v	Watch the video <a href="#">Phonics Lesson 21: v</a> and <a href="#">Letter Formation: v</a> on the Nursery Blog. Practise writing <b>v</b> using the correct formation – saying the rhyme. Watch <a href="#">Alphablocks Magic Words: v</a> .
	<b>All Children</b> We’re Going on a Bear Hunt	Watch the author Michael Rosen tell his story <a href="#">“We’re Going on a Bear Hunt”</a> Join in as he tells the story.  These children have made their own film of <a href="#">‘We’re Going on a Bear Hunt’</a> . Have a go at making up your own version of the story. Maybe ask an adult to film it!
Friday	<b>Nursery 2 Children Only</b>	<b>The Alphabet</b>  Watch this episode of <a href="#">Alpha Blocks</a> , it is all about all the letters sounds in the alphabet.  <a href="#">Mr Tumble’s Alphabet Song</a>  Sing <a href="#">‘We Love the Alphabet’</a> with CBeebies
	<b>All Children</b> The Three Little Pigs	Watch this episode of <a href="#">‘Number Blocks’ on CBeebies</a> based on the story of ‘The Three Little Pigs’ talk about how it is the same/different from the original story.  *Watch Mrs Hill read this fun, rhyming version of the story. <a href="#">‘The Three Little Pigs’</a>

## Mathematics

Focus	Task	Guidance
Monday	<b>Number</b>	Sing <a href="#">“Let’s Count Up to 10 – Zero Superhero!”</a> .  <b>Teddy Bears’ Snack Time</b> Find 2 teddies or other soft toys/dolls/superhero characters and place them on the floor with 2 plates in front of them. Add cookies to the two plates and ask the children questions “How many cookies are on this teddy’s plate?” etc. Find out how many cookies there are altogether.  <a href="#">Cookies to cut out!</a>  Watch <a href="#">Number blocks – ‘Just Add One’</a> .



Tuesday	<b>Shape, Space and Measures</b>	Sing <a href="#">‘What Shape is it?’</a> and name the shapes.  Play <a href="#">‘Shape Monsters’</a> .  Have a look around your home, how many different shapes can you find?
Wednesday	<b>Number</b>	Sing along to <a href="#">Number Blocks – Number songs</a>  Practise <b>finding totals...</b> Play the <a href="#">Addition to 10 Game</a> . Count the animals to find how many there are altogether.  Watch <a href="#">Number Blocks – ‘Number Blocks Castle’</a> .
Thursday	<b>Shape, Space and Measures</b>	Sing the <a href="#">‘Shapes – Finger Family’</a> song.  Play <a href="#">‘Shape Patterns’</a> complete the patterns using the pattern train.  Watch <a href="#">‘Number Blocks – Pattern Palace’</a> – Watch the programme again and make your own patterns.
Friday	<b>Number</b>	Sing along with Matt at Dream English Kids <a href="#">‘1,2,3,4,5 Jump!’</a>  Understand ‘more’ by playing the <a href="#">Bug Catcher Game</a> .  Watch <a href="#">Number blocks – ‘Once Upon a Time’</a> .

















R.E.	Tasks	Guidance
	<b>The Bible</b>  Remind the children that the Bible is God’s special book.  Share the story of Noah to reinforce the idea of god caring for his people.  <a href="#">‘Stories of the Bible – Noah’</a>  <a href="#">‘Noah’s Ark’ retold by Lucy Cousins</a>	
	<b>Church at Home for Early Years – <a href="#">Fruit of the Spirit</a> week 3.</b>	

## Understanding the World

### 'Wildlife Watch'

It has been an exciting time in my garden, I have seen some fascinating wildlife...



-  I have been watching our ladybird pupa closely and today the ladybird has emerged. Here is the [empty pupa case](#).
-  Watch this [video](#) to see the newly emerged ladybird. The ladybird is yellow and its wings are out so they will dry in the sun.
-  In this [photograph](#) you will see the ladybird has folded its wings away and you can see its spots.
-  The ladybird is red and all its spots are black... soon it will lay eggs on a leaf and the cycle will start again! [Click here!](#)
-  I found a black ladybird with orange spots, these are called harlequin ladybirds. [Watch this video!](#)
-  On Sunday I was watching a [big green caterpillar](#) crawl along the garden wheelie bin... does it remind you of anyone? I wonder what sort of butterfly or moth he will grow and change into!
-  I discovered an unusual insect on a leaf... [have a look at this photograph!](#) I didn't know what it was so I had a look on the internet... It is a **Currant Clearwing Moth**.
-  This [spider](#) built its web in the bushes.
-  I have been watching the birds eating and drinking at the bird feeding station. You can watch them on these videos...
  -  [Video 1](#)
  -  [Video 2](#)
  -  [Video 3](#)
  -  [Video 4](#)
  -  [Video 5](#)
-  And of course, there is Uno the tortoise... [Watch him here!](#)
-  [Here he is hiding in his den!](#)

Go on a **Wildlife Hunt** in your garden or in the park, how many different creatures can you spot?



**At Home with Mr Tumble** – Learn a new **Makaton** sign every day.

Monday	<a href="#">Baking a Cake</a> - Join Mr Tumble at home, where today he has been baking a cake!
Tuesday	<a href="#">Elephant</a> - Join Mr Tumble at home, where today he has been pretending to be an elephant!
Wednesday	<a href="#">Feather Duster</a> - Join Mr Tumble at home, where today he has been cleaning and dusting with a feather duster!
Thursday	<a href="#">Tennis</a> - Join Mr Tumble at home, where today he has been pretending to play tennis!
Friday	<a href="#">Sock Puppet</a> - Join Mr Tumble at home, where today he has been playing with his new friend Tippy-Toes the sock puppet!

#### Additional Activities

Other activities that you could try:	Activity	Guidance/Link
	<a href="#">Oti's Boogie Beebies</a>	Learn some new dance moves with Oti Mabuse from Strictly Come Dancing. Oti is dancing on CBeebies motivating pre-schoolers to get moving and dancing from her own front room!
	<a href="#">My World Kitchen</a>	Choose an episode of this programme that celebrates foods from a rich diversity of backgrounds. Try cooking one of the recipes from around the World.
	<a href="#">Mr Maker at Home</a>	Mister Maker makes video calls to his CBeebies friends and helps them out with different art projects. Create some artwork with Mr Maker!
	<a href="#">P.E with Joe Wicks</a>	Wake up and do PE with Joe Wicks on Monday, Wednesday and Saturday morning on YouTube at 9.00am.  If you have been taking part regularly, <a href="#">download and print your own certificate!</a>
	<a href="#">Cosmic Kids Yoga</a>	Finish your day with a yoga session to relax and chill out!
	<a href="#">Music with Mrs Hill</a>	Find some wooden spoons or make a shaker and join in a music lesson with Mrs Hill.



[Nursery Rhymes with Mr Tumble](#)

Sing along to favourite Nursery Rhymes with Mr Tumble.